

**RAP 80, RCP . . . , RDP 80
RLP . . . , RPP 20, RPJP 80
RVP 80, RWP 80, RXP . . .
XTP 2, XYP . . .**

Service Dokumentation

7000834036 R01

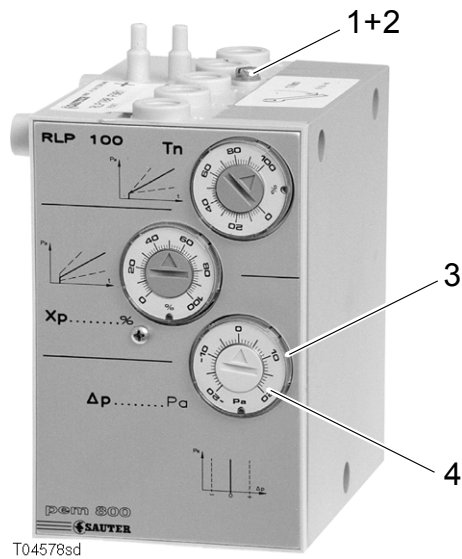
Ersatzteile Seite 1 – 5

Spare parts page 1 – 5

X	Gültig
	Sistiert
	Ungültig


**© Fr. Sauter AG
CH – 4016 Basel
Tel. 061 695 55 55
Fax 061 695 55 10**

Sauter Components




T04578sd

RPL 100
RPL 200



T06714sd









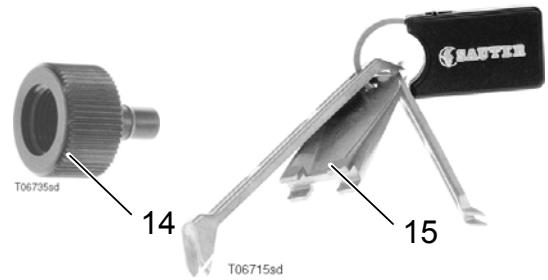

RPP 20 RVP 80 RLP 10
RAP 80 RWP 80 RLP 20
RDP 80 RPJP 80 XTP 2



T03082sd

RCP ...
XYP ...
RXP ...



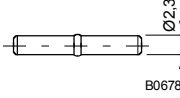
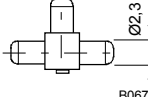
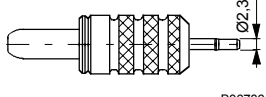
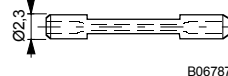
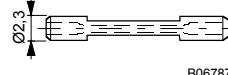

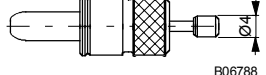
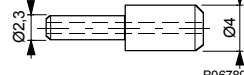
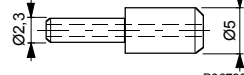
B06757



B06758

Pos. Item	Bezeichnung Designation	Typ Type	Teile Nr. Part-no.
1	Schraube Screw	M 4×6	380398 006
2	Dichtung Gasket		297064 000
3	Skalaabdeckung Scale protection cover		297008 000
4	Skala für Scale for *) für Teilung aussen / for division external **) für Teilung innen / for division internal	*) Xs 0...100 % **) Xs B, FF, KP3, KP5, zero, Xp, Xp 3...5 0...100 % E 3...0,25 Tn 1...15 min Tn 0,2...3 min Tn 3...6 min - ← 0 → + S 0,14...2 ☾ 0...-6 °C Xs 20...100 % V E 0,7...1,4 ΔXs 3...20 % V	226551 001 226551 002 226551 003 226551 005 226551 007 226551 008 226551 009 226551 010 226551 011 226551 014 226551 020 226551 021
4a	Skala für Xs-Bereiche im Skalabeutel (kompletter Satz) Scales for Xs-ranges in scale bag (complet set)	-20...+40 °C 5...35 °C 0...120 °C 80...200 °C 20...90 % r.F. 0...5 mbar 5...10 mbar 10...15 mbar 0...1,6 mbar	297103 000
5	Komplette Abdeckhaube (enthaltend Pos. 1 + 2) complet cover (incorporating the items 1 + 2)		297091 000
6	Tür Dor		295127 000
7	Gehäuse Casing		297068 000
8a	Summierverstärker Summerizing amplifier	V3 1:1 V4 4:1	297217 000 297230 000
8b	Vertärker Amplifier	V5 1:1 V6 1:1	297226 000 297793 001
8.1	Für RLP 10, 100 werden folgende Teile benötigt The following parts are needed for the RLP 10, 100 Summierverstärker / Summerizing amplifier Drossel / Restrictor Schlauch / Tube Montagehinweis zu Pos 8.1: V3, Anschluss "10" mit Nadel min. Ø 0,3 mm durchstecken und Schlauch mit Drossel aufstecken. Typ for installation for item 8.1: V3, pierce connector "10" with a needle an slipon the tube with the restrictor.	V3 1:1 Ø 0,14 mm Ø 1,7×1,0×15 mm	297217 297149 Nr. 5 649 800

Pos. Item	Bezeichnung Designation	Typ Type	Teile Nr. Part-no.
9	Druckteiler (andere Skalen siehe Pos. 4) Pressure divider (other scales see item 4)	E 3...0,25 "P2"	297050
		Xp 0...100 % "P2"	297052
		Tn 1...15 min "R2"	297053
10	Druckeinsteller mit Drehknopf Pressure adjuster with turn-knopf	0...100 %	297009 000
12	Manometerwinkel Pressure gauge fixing bracket		297113 000
13	Manometer XMP ... Pressure gauge XMP ...		XMP 0/100 E F001 XMP 020/40 F001 XMP 5/35 T F001 XMP 0/120 T F0001 XMP 20/90 F F001 XMP 0/16 B F001 XMP 0/5 ND F001 XMP 5/10 ND F001 XMP 10/15 D F001 XMP 80/200 F001 XMP 0/20 AF F001* XMP 0/20 AF F002 XMP 0/10 A F001 226552 014
	* unglütig UE03 / discontinu UE03	(RXP 81) ±6 °C	
14	Uebergangsmuffe zu Manometer Transition coupling for pressure gauge		297042 000
15	Pneumatik-Serviceset Pneumatic-Serviceset		297508 000
16a	Kapazitätstank Capacity chamber	0,21 l	297117 000
16b	Kapazitätstank Capacity chamber	43 cm ³	297274 000
17	Schlauch *) Länge nach Bestellung Tube *) Length on order	Ø 1,7 × 1,0 mm × L ...*)	5 649 800
		Ø 2,7 × 1,3 mm × L ...*)	5 649 801
18	Drossel Ø 0,1 Restrictor Ø 0.1	schwarz / black Ø 0,1	297158 000
		rot / red Ø 0,15	297149 000
		blau / blue Ø 0,2	297691 000
19	Widerstand zum Vergrössern von Tn (4740 Ωf) Resistor for increasing of Tn (4740 Ωf)		297273 000
20	Niederdruckverstärker (nur einstellbar mit Testgerät XYP 3) Low pressure amplifier (adjustable with test unit XYP 3 only)		297470 000
21	Integrierwiderstand Integrating resistor	3 Ω	297483 000
		10 Ω	297653 000
22	Radizierwiderstand Root extracting resistor	RLP 10	297605 522
		RLP 100	297605 521
		RLP 100 ΔV	297605 520
23	Drossel Resistor	E 0,7...1,8	297643 000
24	Druckeinsteller mit Schlitzverstellung Pressure adjuster with slot	0...100 %	297011 000
		20...100 %	297478 000
		RLP20 20...100 %	297527 000
		RLP100 ΔV 3...20 %	297592 000
25	Diode		297150 000
	Ueberdruckventil Pressure-relief valve		297609 000
26	Trennrelais 2:1 Interface relay 2:1	RLP 100 F918	297684 000
27	Pfeife komplett Pipe complet	RXP 210	297753 000

Pos. Item	Bezeichnung Designation	Typ Type	Teile Nr. Part-no.
	Für Reparaturen und Schaltungsänderungen For repairs and changes in control circuits	XYP . . .	
a - g	Kompletter Hilfsmittelsatz (Pos. a - g) complete set of auxiliary material (Item a - g)		297169 000
a	1 Stück Arterienklemme 1 unit Artery clamp	 T06795sd	226558 000
b	1 Stück Pinzette 1 unit Tweezers	 T06796sd	226559 000
c	3 Stück Bundhülsen 3 unit Collar sleeve	 B06784	297118 000
d	2 Stück T-Stück für Schlauch 2 unit T-piece for tube	$\varnothing 1,7 \times 1 \text{ mm}$ $\varnothing 1,7 \times 1 \text{ mm}$  B06785	297146 000
e	2 Stück Stecknippel 2 unit Plug-in connector	 B06786	297167 000
f	1 Stück Messwiderstand 1 unit Measuring resistor	rot red  B06787	297164 000
	1 Stück Messwiderstand 1 unit Measuring resistor	grün green  B06787	297165 000
g	1 Stück Schlauch 1 unit Tube	$\varnothing 1,7 \times 1 \text{ mm} \times 1 \text{ m}$ $\varnothing 1,7 \times 1 \text{ mm} \times 1 \text{ m}$  T06798sd	5 649 800
h	Stecknippel Plug-in connector	 B06788	297161 000
i	Reduziernippel passend zu Schlauch Reducing nipple suitable for tube	$\varnothing 1,7 \times 1 \text{ mm} +$ $\varnothing 2,7 \times 1,3 \text{ mm}$ $\varnothing 1,7 \times 1 \text{ mm} +$ $\varnothing 2,7 \times 1,3 \text{ mm}$  B06789	297062 000
	Reduziernippel passend zu Schlauch Reducing nipple suitable for tube	$\varnothing 1,7 \times 1 \text{ mm} +$ $\varnothing 4 \times 1 \text{ mm}$ $\varnothing 1,7 \times 1 \text{ mm} +$ $\varnothing 4 \times 1 \text{ mm}$  B06790	297596 000